


TRC

MAIN FEATURES

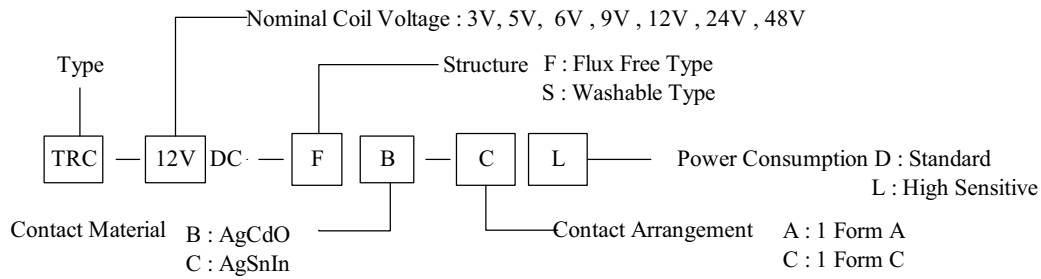
- Smallest size (10.2 × 18.2 × 14.8 mm) at 10A switching capacity relay for high density P.C. board mounting technique.
- 1A and 1C contact form available.
- Surge resistiveness of 5000V on series relays.
- Design conforms to foreign safety standard (UL/CSA/TUV).
- Selection of plastic insulation material for high temperature and better chemical solution performance.



APPLICATIONS

- Domestic appliance, office machine, audio equipment, automobile, etc.

ORDERING INFORMATION

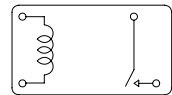
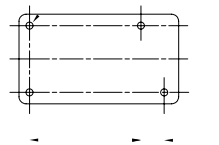
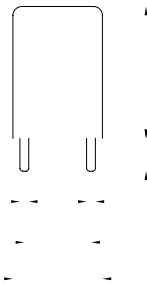
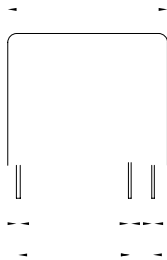


DIMENSION (unit:mm)

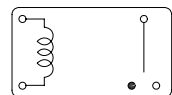
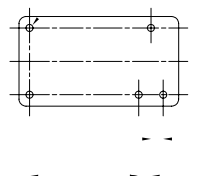
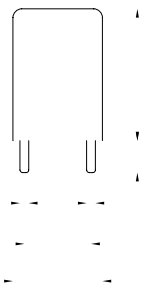
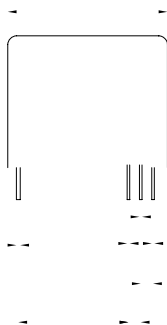
DRILLING (unit:mm)

WIRING DIAGRAM

1 Form A



1 Form C



COIL DATA CHART (AT20°C)

Coil Sensitivity	Coil Voltage Code	Nominal Voltage (VDC)	Nominal Current (mA)	Coil Resistance (Ω) $\pm 10\%$	Power Consumption (W)	Pull-In Voltage (VDC)	Drop-Out Voltage (VDC)	Max-Allowable Voltage (VDC)
TRC-L (High Sensitivity)	03	3	67	45	abt. 0.2W	75% Max.	5% Min.	130% Max.
	05	5	40	125				
	06	6	33.3	180				
	09	9	22.5	400				
	12	12	16.7	720				
	24	24	8.16	2800				
TRC-D (Standard)	03	3	150	20	abt. 0.45W	75% Max.	5% Min.	120% Max.
	05	5	91	55				
	06	6	75	80				
	09	9	50	180				
	12	12	37.5	320				
	24	24	18.8	1280				
	48	48	9.4	5100				

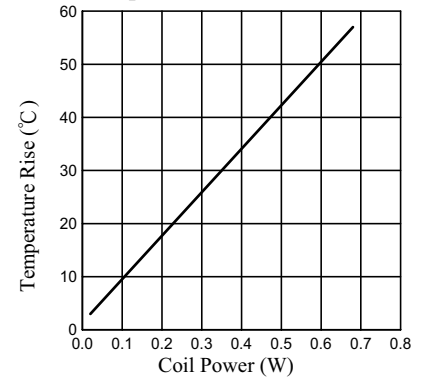
CONTACT RATING

Item	Type	TRC	
		D Type	L Type
Contact Capacity			
Resistive Load ($\cos\Phi=1$)		10A 120VAC 10A 28VDC	7A 120VAC 7A 28VDC
Inductive Load ($\cos\Phi=0.4$ L/R=7msec)		4A 120VAC 4A 28VDC	2A 120VAC 2A 28VDC
Rated Carrying Current		10A	7A
Max. Allowable Voltage		265VAC, 30VDC	
Max. Allowable Current		10A	7A
Max. Allowable Power Force		1200VA, 240W	840VA, 100W
Referenced Min. Applicable Load		5VDC, 10mA	
Contact Material		Ag Alloy	

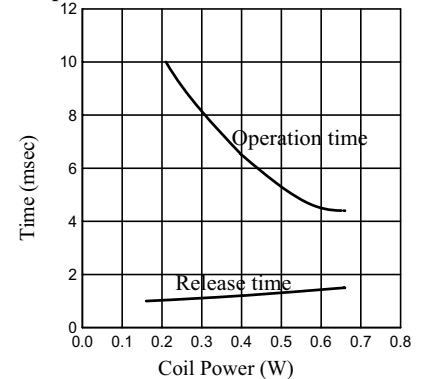
PERFORMANCE (at initial value)

Item	Type	TRC	
		1 Form C	1 Form A
Contact Resistance		100m Ω Max.	
Operation Time		10msec Max.	
Release Time		4msec Max.	
Dielectric Strength			
Between coil & contact		2800VAC 1 minute	3500VAC 1min
Between contacts		750VAC/min	
Surge Resistiveness		5000V	
Insulation Resistance		100 M Ω Min. (500VDC)	
Max. ON/OFF Switching			
Mechanically		300 operation/min	
Electrically		30 operation/min	
Operating Ambient Temperature		-30°C to +60°C	
Operating Humidity		45 to 85% RH	
Coil Temperature Rise		40 deg. Max. (at rated coil voltage)	
Vibration			
Endurance		10 to 55HZ Double Amplitude 1.5mm	
Error Operation		10 to 55HZ Double Amplitude 1.5mm	
Shock			
Endurance		100G Min.	
Error Operation		10G Min.	
Life Expectancy			
Mechanically		10 \times 10 ⁶ ops. Min. (no load)	
Electrically		10 \times 10 ⁴ ops. Min. (at rated coil voltage)	
Weight		abt. 6grs.	
UL File No.		E156521	
CSA File No.		LR102317	
TUV File No.		R9452084	

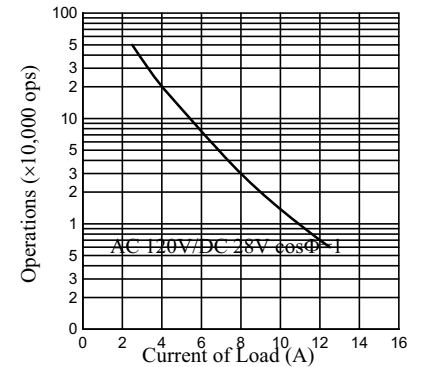
Coil Temperature Rise



Operation Time



Life Expectancy



REFERENCE DATA