



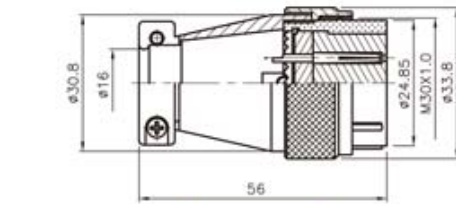
INPUT TYPE

PLS Series - Input Type

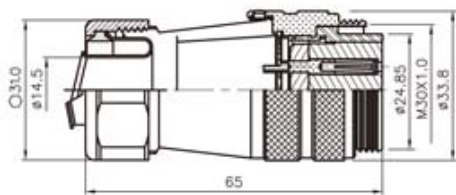


SINCE 1978
APEX CONNECTOR

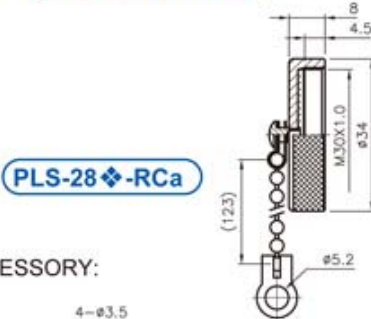
大豪电子
电话: 0775-83233025
<http://www.szdahao.com>
<http://www.very-tec.com>



PLS-28-PF



PLS-28-GPF1/2"

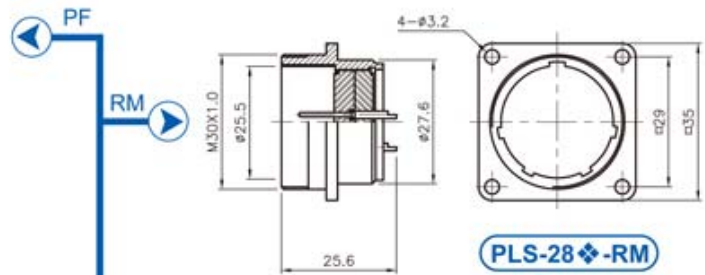


PLS-28-RCa

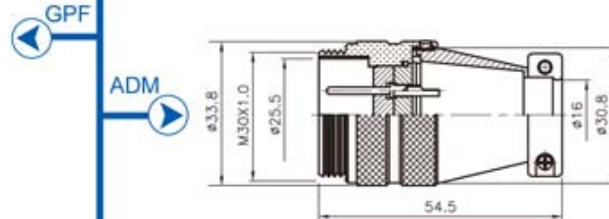
ACCESSORY:



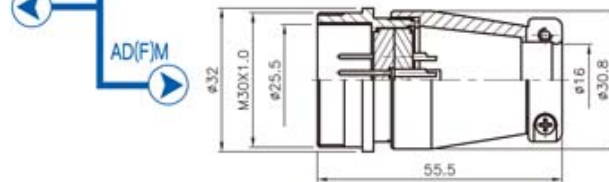
RUBBER PLATE FOR PLS-28-RM



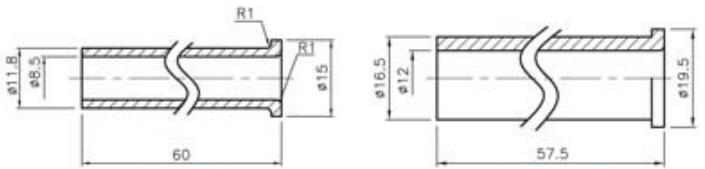
PLS-28-RM



PLS-28-ADM



PLS-28-AD(F)M



(Option)

(Standard)

◆ No. of contacts	12	16	17	20	26		
Contacts Configuration							
Rated current / voltage	10A 250V	10A 250V	10A 250V	5A 250V	5A 250V		
Operation limit voltage (AC.V.rms)	250	250	250	250	250		
Withstanding voltage (AC.V.rms) 1 minute	1000	1000	1000	1000	1000		
Insulation resistance (MΩ MIN.) at DC 500V	1000	1000	1000	1000	1000		
Contact resistance (MΩ MAX.) at DC 1A	5	5	5	3	3		
Solder inter diameter	1.6	1.6	1.6	1.2	1.2		